


# Threadless Labrets Diagram


## HOW IT WORKS:




Insert the pin about halfway into the shaft.



Bend the pin slightly by hand as shown.



Put the removable end to close.

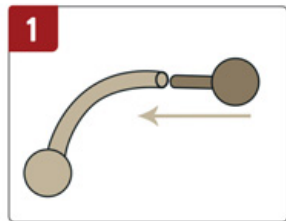


Pull apart both ends to remove. If the jewelry is tight, add a slight twisting motion while you pull out the removable end.

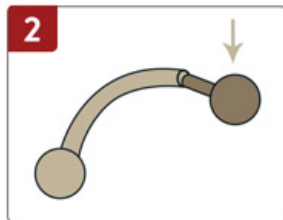


# Threadless Curves Diagram

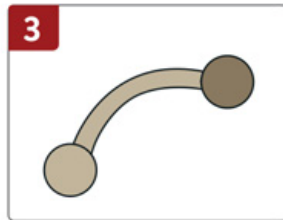
## HOW IT WORKS:



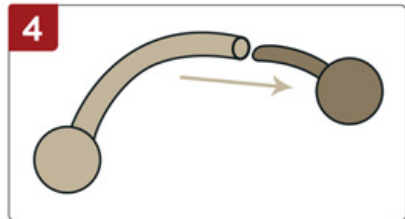
Insert just the tip of the pin.



Bend slightly. There should be tension on the pin.



Push the top into the curve. There should be slight resistance inserting the pin.



Pull apart both ends to remove. If the jewelry is tight, add a slight twisting motion while you pull out the removable end.

